

## "Baby Sling"

Keep your baby close with your own baby sling. Because this sling is adjustable it will work from nursing a newborn all the way to toting around your toddler!

Created by: Kelly Laws, Marketing Project Manager

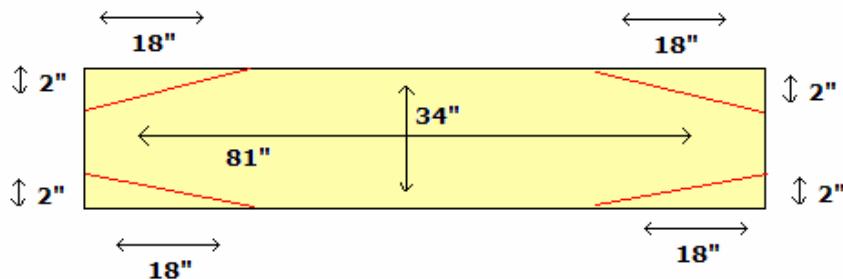
### Supplies:

Baby Lock Sewing Machine  
 2 ¼ yards outer fabric  
 2 ¼ yards lining fabric  
 All-purpose thread  
 Tape measure  
 Scissors  
 Chalk  
[Sling Rings](#) \*

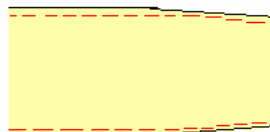


### Instructions:

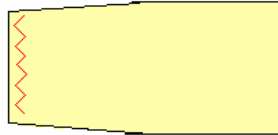
1. Thread the machine with all-purpose thread and begin with the machine set up for a straight stitch.
2. Cut both fabrics outer fabric and lining to be 34" by 80" long.
3. Lay fabrics right side together.
4. From the ends measure 18", then taper the ends to the corners until you have decreased the width by 2" inches on each end. This is to reduce some of the bulk of fabric going through the rings.



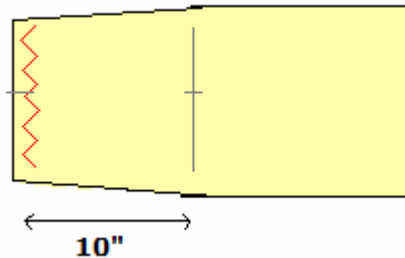
5. With rights sides still facing sew both long sides and one short side together.



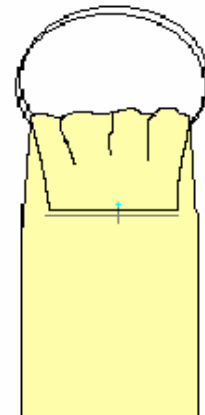
6. Turn right side out.
7. On the remaining unfinished end, Zigzag the fabrics together.



8. On the lining fabric measure in 10" and mark a line with chalk. Mark the center of the fabric at the zigzag end and at the 10" chalk line.



9. Slide the fabric through both rings.
10. Line up the center marking lines and pin.
11. Working from either side of the center pin, baste the zigzag end to the main sling at the 10" line.  
**Note:** The edges will not line up evenly due to the fabric tapering.
12. Once you have the edge basted into position secure it with two lines of zigzag or decorative stitching.



#### To Wear:

1. Wrap the sling around your body. You can wear it with the extra tail of fabric in front, perfect for added coverage while nursing or so that it hangs in back like a scarf.
2. Slide the free end through both rings.
3. Bring the end over one ring and under the other and pull to tighten.
4. Adjust as necessary so the fit is comfortable for you and your baby.

**\*For the safety and security of your baby we recommend only using a ring that has been tested and designed for slings. Craft supply rings may not have the strength and durability needed for continuous use and laundering.**

For other exciting projects like this one, visit our Web site at [totallystitchin.net](http://totallystitchin.net)